

ecolregs.com

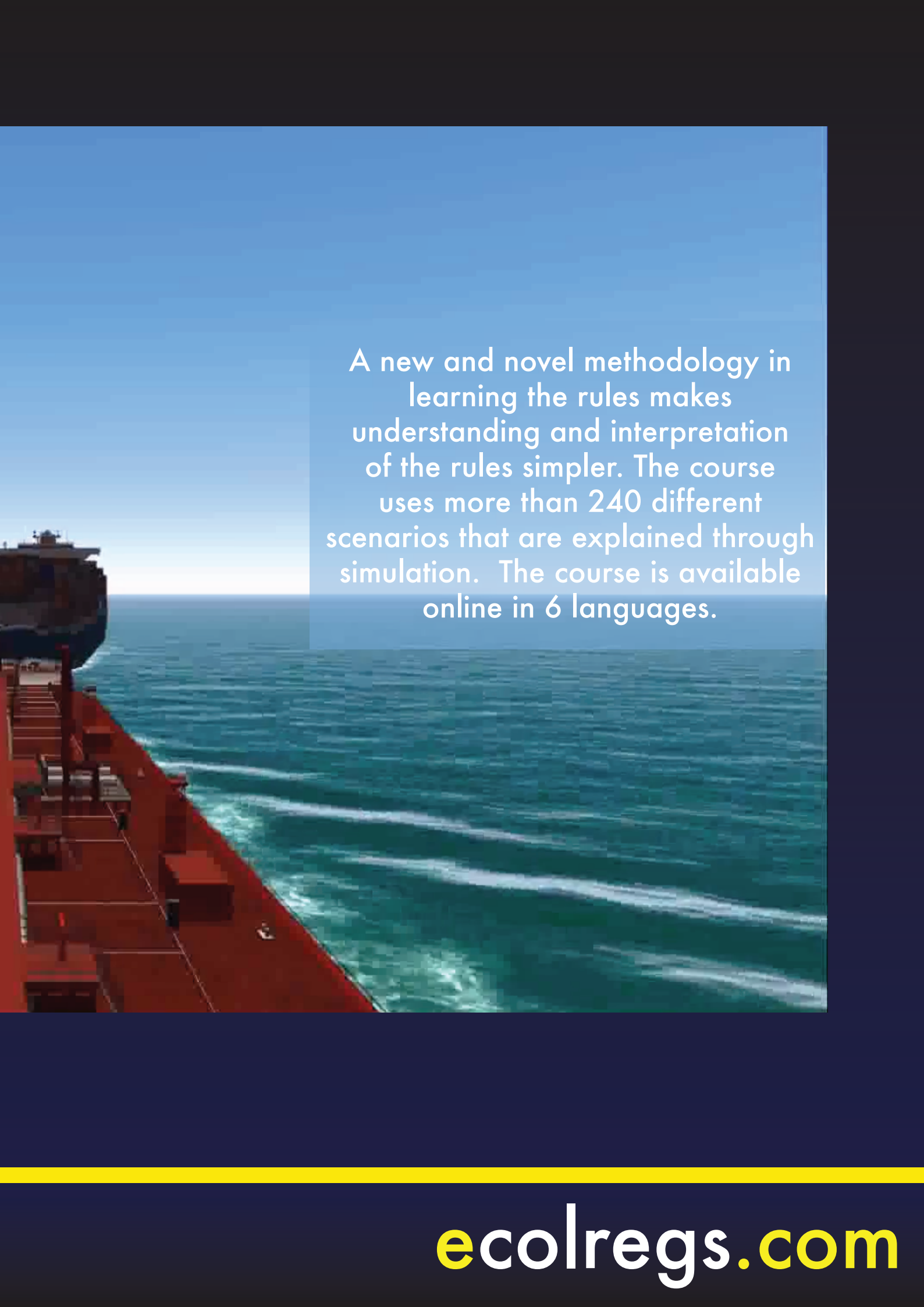


a new way to learn COLREGs

A new approach to learning COLREGs:

This e-learning course teaches and assesses COLREGs in-line with the IMO International regulations for preventing collisions at sea in an easy and user friendly manner with a clear interpretation and better understanding of the rules. The course demonstrates various situations between vessels and clearly explains which rules should be applied by the navigation officer.





A new and novel methodology in learning the rules makes understanding and interpretation of the rules simpler. The course uses more than 240 different scenarios that are explained through simulation. The course is available online in 6 languages.



// **ecolregs.com**
way

Online
COLREGs Course
and Test

Available
in
6 languages

Real Life
Scenarios



m - a new y to learn COLREGs"



Simple
Approach to
Learning
COLREGs

Interactive Online
Platform

Simulation Shown
Troughs Bird Eye,
Bridge, Radar and
ECDIS View

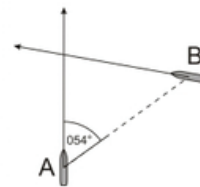
ecolregs.com

The COLREGs Training Course

The training course provides training for all the Colregs rules. A number of scenarios are produced to show training in three main types of situation: crossing situation, overtaking situation and head-on situation which can take place at high seas, narrow channels and Traffic Separation Schemes.

Here is a scenario with a partial explanation of Rule 15:

**Vessel A has vessel B on her own
starboard side (relative bearing STBD
054°)**



Description of scenario:

Vessel A: [power-driven vessel](#)
Vessel B: [power-driven vessel](#)
Area: On the high seas
Visibility: Good (Vessels in sight of one another)
Vessel A and vessel B are crossing so as to involve [risk of collision](#)
Vessel A has vessel B on her own starboard side (relative bearing STBD 054°)

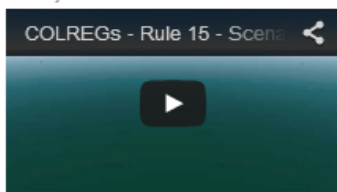
Rule(s) to be applied:

[Rule 15](#) (Crossing situation)

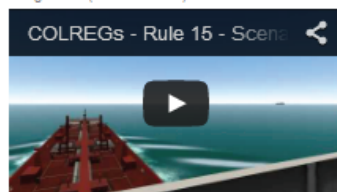
Applying the Rule(s) and comments:

In accordance with [Rule 15](#) (Crossing situation), vessel A shall keep out of the way of the vessel B because vessel A has vessel B on her own starboard side.
In accordance with [Rule 15](#) (Crossing situation), vessel A shall, if the circumstances of the case admit, avoid crossing ahead of the vessel B.

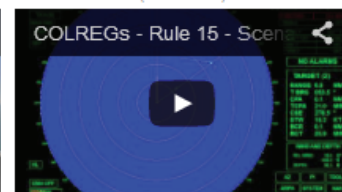
Bird's-eye view:



Bridge view (from vessel A):



Radar screen view (on vessel A):



Bird's Eye View:



This COLREGs e-learning course teaches and assesses COLREGs in an easy and user friendly manner to provide a clear interpretation and better understanding of the rules.



C4FF
Developing the Future



SPINAKEP.si
Nautično izobraževanje



SEA TEACH
CHARTER + SEA SCHOOL

This project has been funded with support from the European Commission. This web site reflects the views only of the author, and the Commission cannot be held responsible for any use which may be made of the information contained therein.



Lifelong
Learning
Programme

Project n°: 2013-1-HR1-LEO05-03048

For more information, contact
us at info@ecolregs.com